



VISION 6FM 90 12V 90Ah

Specifications

Nominal Voltage		12V
Rated Capacity (20 hour rate)		90Ah
Dimensions	Total Height (with terminals)	9.09 inches (231mm)
	Height	8.19 inches (208mm)
	Length	12.0 inches (306mm)
	Width	6.65 inches (169mm)
Weight		Approx.66.11lbs (30Kg)

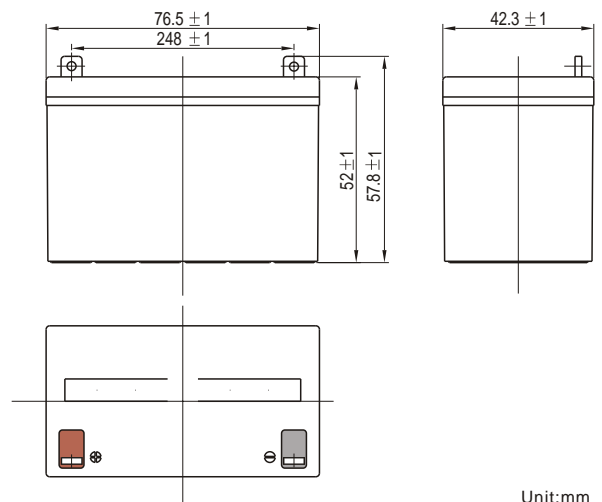
Characteristics

Capacity* 77°F(25°C)	20 hour rate (4.5A)	90Ah
	10 hour rate (8.9A)	89Ah
Capacity affected by Temperature (20 hour rate)	5 hour rate (15.3A)	76.5Ah
	1 hour rate (61A)	61Ah
	15 minute Rate (170A)	42.5Ah
Internal Resistance	Full charged Battery 77°F(25°C)	5.2mW
Capacity affected by Temperature (20 hour rate)	104°F(40°C)	102%
	77°F(25°C)	100%
	32°F(0°C)	85%
	5°F(-15°C)	65%
Self-Discharge 68°F(20°C)	Capacity after 3 month storage	90%
	Capacity after 6 month storage	80%
	Capacity after 12 month storage	60%
Max. Discharge Current 77°F(25°C)	800A (5s)	
Terminal F17		
Charge (Constant Voltage)	Cycle	14.4-14.7V/77°F(25°C) Max. Current 27A
	Float	13.6-13.8V/77°F(25°C)

Constant power discharge ratings-watts per cell at 25°C(77°F)

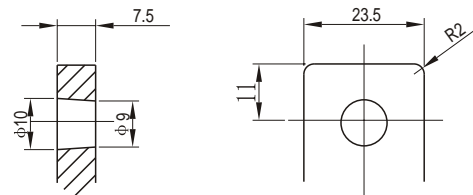
End Point Volts/Cell	5min	10min	15min	30min	45min	1h	2h	3h	5h
1.60V	556	370	300	192	147	117	67.6	47.8	31.3
1.65V	522	349	284	182	140	112	65.6	46.6	30.8
1.70V	487	327	267	172	133	107	63.3	45.4	30.2
1.75V	453	305	251	162	126	102	60.9	44.0	29.5
1.80V	419	284	234	152	119	96.1	58.2	42.5	28.8

*The above data are average values, and can be obtained within 3 charge/discharge cycles. These are not minimum values.



Unit:mm

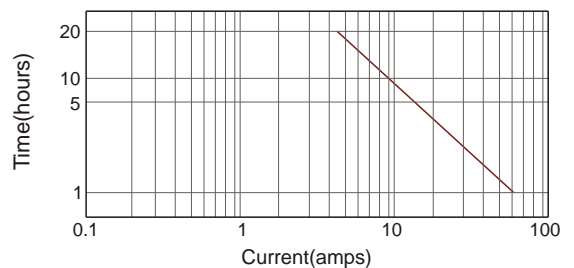
Terminal (F17)



■ Optional Terminal: F11(See Page 9)

Unit:mm

Discharge current v's time 77°F(25°C)



Discharge characteristic (25°C)

