



VISION 6FM 65R 12V 65Ah

Specifications

Nominal Voltage		12V
Rated Capacity (20 hour rate)		65Ah
Dimensions	Total Height (with terminals)	7.09 inches (180mm)
	Height	6.89 inches (175mm)
	Length	13.8 inches (350mm)
	Width	6.65 inches (169mm)
Weight		Approx.48.91lbs (22.2Kg)

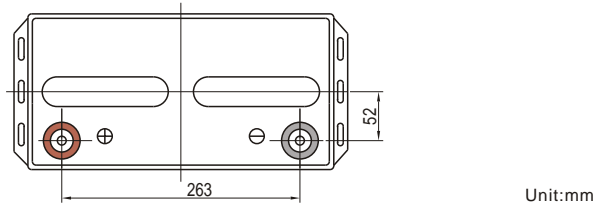
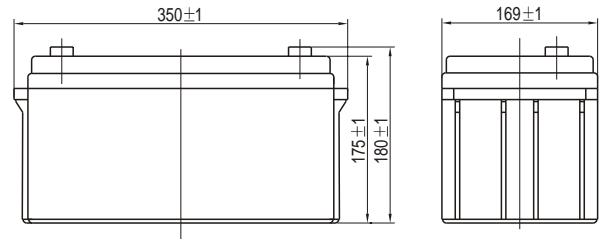
Characteristics

Capacity* 77°F(25°C)	20 hour rate (3.25A)	65Ah
	10 hour rate (6.1A)	61Ah
	5 hour rate (11A)	55Ah
	1 hour rate (40A)	40Ah
	15 minute Rate (100A)	25.0Ah
Internal Resistance	Full charged Battery 77°F(25°C)	5.8mW
Capacity affected by Temperature (20 hour rate)	104°F(40°C)	102%
	77°F(25°C)	100%
	32°F(0°C)	85%
	5°F(-15°C)	65%
Self-Discharge 68°F(20°C)	Capacity after 3 month storage	90%
	Capacity after 6 month storage	80%
	Capacity after 12 month storage	60%
Max. Discharge Current 77°F(25°C)	650A (5s)	
Terminal		F14
Charge (Constant Voltage)	Cycle	14.4-14.7V/77°F(25°C) Max. Current 19.5A
	Float	13.6-13.8V/77°F(25°C)

Constant power discharge ratings-watts per cell at 25°C(77°F)

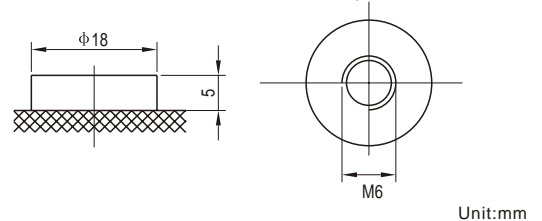
End Point Volts/Cell	5min	10min	15min	30min	45min	1h	2h	3h	5h
1.60V	350	233	183	122	96.7	76.7	49.8	34.4	23.0
1.65V	328	220	173	116	92.2	73.4	48.3	33.6	22.6
1.70V	307	206	163	109	87.6	70.1	46.7	32.6	22.1
1.75V	285	193	153	103	82.9	66.6	44.8	31.7	21.7
1.80V	264	179	143	96.6	78.1	63.0	42.9	30.6	21.1

*The above data are average values, and can be obtained within 3 charge/discharge cycles. These are not minimum values.



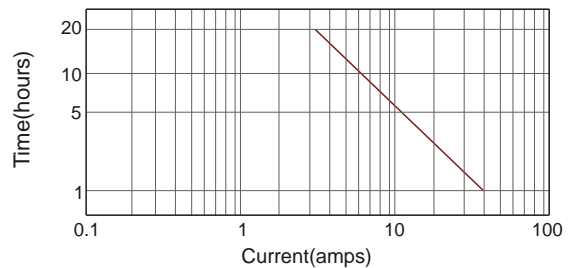
Unit:mm

Terminal (F14)



Unit:mm

Discharge current v's time 77°F(25°C)



Discharge characteristic (25°C)

