



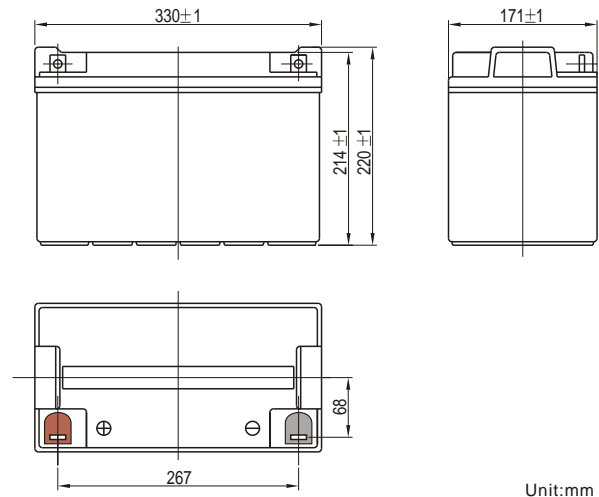
VISION

6FM 100H

12V 100Ah

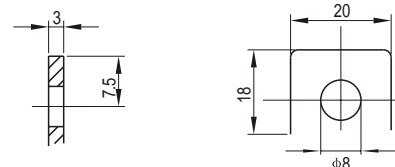
■ Specifications

Nominal Voltage		12V
Rated Capacity (20 hour rate)		100Ah
Dimensions	Total Height (with terminals)	8.66 inches (220mm)
	Height	8.43 inches (214mm)
	Length	13.0 inches (330mm)
	Width	6.73 inches (171mm)
Weight		Approx.70.51lbs (32Kg)



Unit:mm

Terminal (F5)

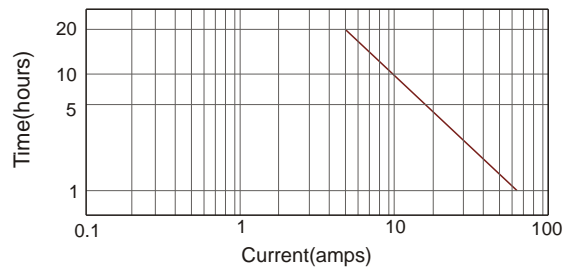


Unit:mm

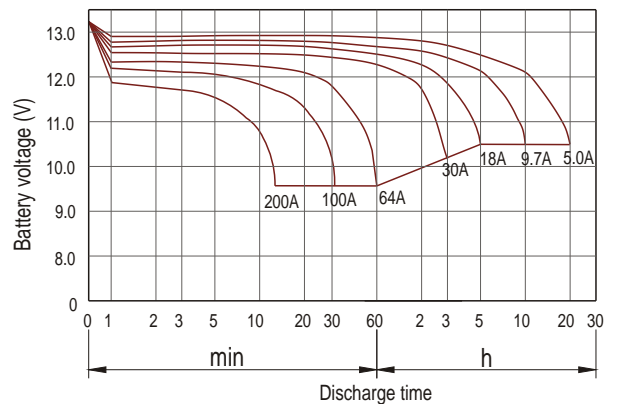
■ Characteristics

Capacity* 77°F(25°C)	20 hour rate (5A)	100Ah
	10 hour rate (9.7A)	97Ah
	5 hour rate (18A)	90Ah
	1 hour rate (64A)	64Ah
	15 minute Rate (188A)	47.0Ah
Internal Resistance	Full charged Battery 77°F(25°C)	4.5mW
Capacity affected by Temperature (20 hour rate)	104°F(40°C)	102%
	77°F(25°C)	100%
	32°F(0°C)	85%
	5°F(-15°C)	65%
Self-Discharge 68°F(20°C)	Capacity after 3 month storage	90%
	Capacity after 6 month storage	80%
	Capacity after 12 month storage	60%
Max. Discharge Current 77°F(25°C)	900A (5s)	
Terminal	F5	
Charge (Constant Voltage)	Cycle	14.4-14.7V/77°F(25°C) Max. Current 30A
	Float	13.6-13.8V/77°F(25°C)

Discharge current v's time 77°F(25°C)



Discharge characteristic (25°C)



Constant power discharge ratings-watts per cell at 25°C(77°F)

End Point Volts/Cell	5min	10min	15min	30min	45min	1h	2h	3h	5h
1.60V	586	426	324	186	141	121	88.9	63.1	38.5
1.65V	550	401	307	177	135	116	86.3	61.5	37.8
1.70V	514	376	289	167	128	110	83.3	59.9	37.1
1.75V	478	351	271	158	121	105	80.1	58.1	36.3
1.80V	442	327	253	148	114	99.1	76.6	56.1	35.4

*The above data are average values, and can be obtained within 3 charge/discharge cycles. These are not minimum values.