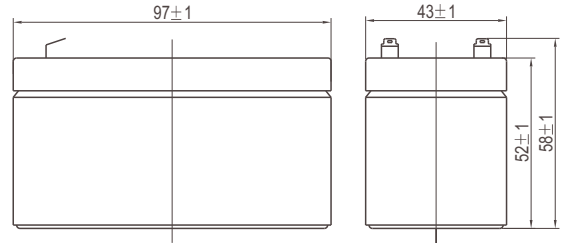


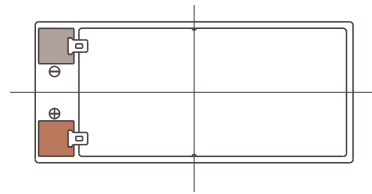


CP1212
12V1.2Ah



■ Specifications

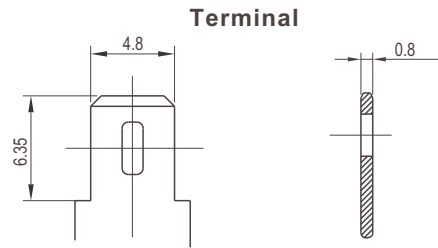
Nominal Voltage		12V
Rated Capacity (20 hour rate)		1.2Ah
Dimensions	Total Height (with terminals)	2.28 inches (58mm)
	Height	2.05 inches (52mm)
	Length	3.82 inches (97mm)
	Width	1.69 inches (43mm)
Weight		Approx. 1.341lbs (0.61Kg)



Unit:mm

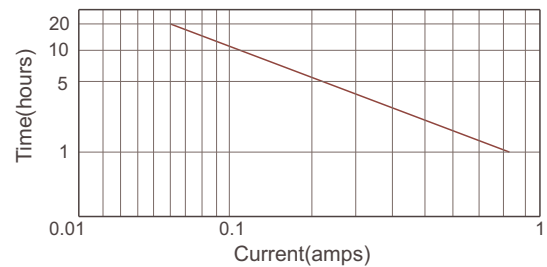
■ Characteristics

Capacity* 77°F(25°C)	20 hour rate (0.06A)	1.2Ah
	10 hour rate (0.115A)	1.15Ah
	5 hour rate (0.22A)	1.1Ah
	1 hour rate (0.81A)	0.81Ah
	15 minute Rate (2.43A)	0.61Ah
Internal Resistance	Full charged Battery 77°F(25°C)	95mΩ
Capacity affected by Temperature (20 hour rate)	104°F(40°C)	102%
	77°F(25°C)	100%
	32°F(0°C)	85%
	5°F(-15°C)	65%
Self-Discharge 68°F(20°C)	Capacity after 3 month storage	90%
	Capacity after 6 month storage	80%
	Capacity after 12 month storage	60%
Max. Discharge Current 77°F(25°C)	18A (5s)	
Terminal		F1
Charge (Constant Voltage)	Cycle	14.5-14.9V/77°F(25°C) Max. Current 0.48A
	Float	13.6-13.8V/77°F(25°C)

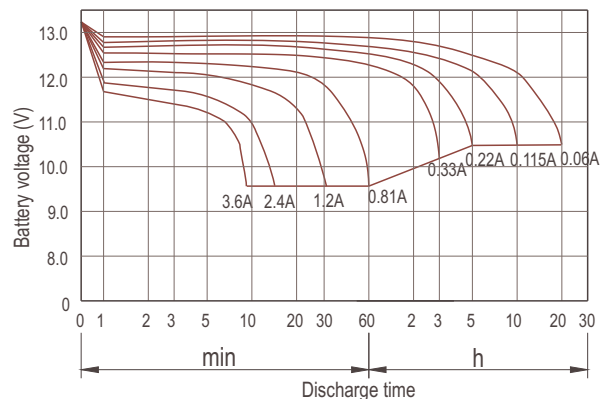


Unit:mm

Discharge current v's time 77°F(25°C)



Discharge characteristic (25°C)



Constant power discharge ratings-watts per cell at 25°C(77°F)

End Point Volts/Cell	5min	10min	15min	30min	45min	1h	2h	3h	5h
1.60V	9.00	5.67	4.67	2.67	2.07	1.63	0.88	0.66	0.48
1.65V	8.44	5.34	4.41	2.53	1.97	1.56	0.85	0.65	0.47
1.70V	7.88	5.01	4.16	2.40	1.87	1.49	0.81	0.63	0.46
1.75V	7.33	4.68	3.90	2.26	1.77	1.42	0.76	0.61	0.45
1.80V	6.79	4.35	3.64	2.12	1.67	1.34	0.71	0.60	0.44

*The above data are average values, and can be obtained within 3 charge/discharge cycles. These are not minimum values.