

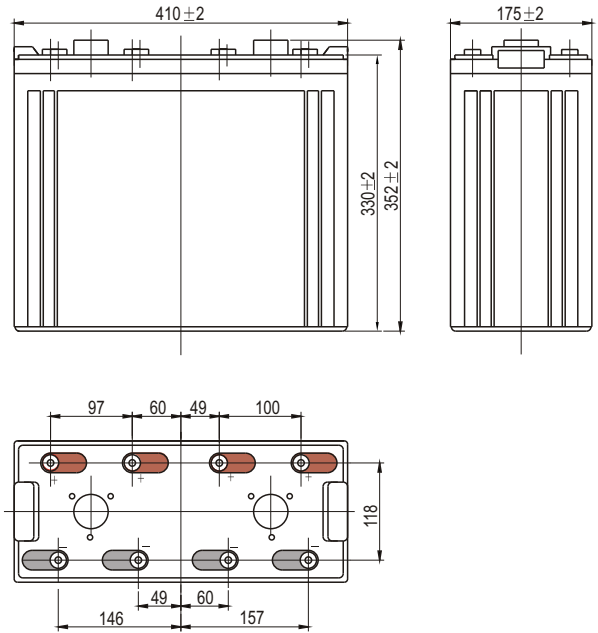


# VISION CL 800

## 2V 800Ah

### Specifications

Nominal Voltage		2V
Rated Capacity (10 hour rate)		800Ah
Dimensions	Total Height (with terminals)	14.4 inches (367mm)
	Height	13.0 inches (330mm)
	Length	16.1 inches (410mm)
	Width	6.89 inches (175mm)
Weight		Approx. 1261lbs (57Kg)



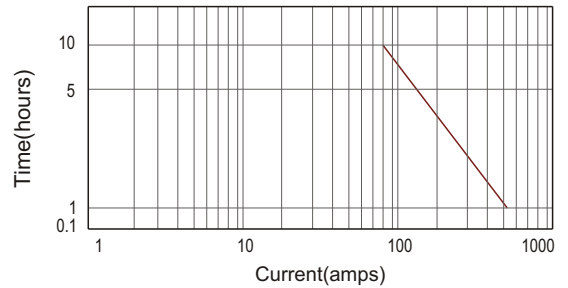
### Characteristics

Capacity* 77°F(25°C)	10 hour rate (80A)	800Ah
	5 hour rate (146A)	730Ah
	1 hour rate (516A)	516Ah
	15 minute Rate (1281A)	320Ah
Internal Resistance	Full charged Battery 77°F(25°C)	0.6mΩ
Capacity affected by Temperature (20 hour rate)	104°F(40°C)	102%
	77°F(25°C)	100%
	32°F(0°C)	85%
	5°F(-15°C)	65%
Self-Discharge 68°F(20°C)	Capacity after 3 month storage	90%
	Capacity after 6 month storage	80%
	Capacity after 12 month storage	60%
Max. Discharge Current 77°F(25°C)	3000A (5s)	
Terminal	F10	
Charge (Constant Voltage)	Cycle	2.35-2.45V/77°F(25°C) Max. Current 160A
	Float	2.25-2.3V/77°F(25°C)

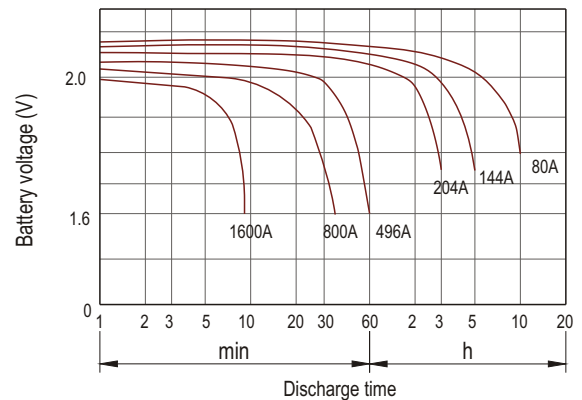
Total height with removeable cover: 367

Unit:mm

Discharge current v's time 77°F(25°C)



Discharge characteristic (25°C)



### Constant power discharge ratings-watts per cell at 25°C(77°F)

End Point Volts/Cell	10min	15min	30min	45min	1h	2h	3h	5h
1.60V	2394	1995	1497	1133	936	652	439	303
1.65V	2255	1887	1422	1081	896	632	428	298
1.70V	2115	1777	1346	1027	855	611	416	292
1.75V	1975	1667	1267	971	812	587	404	286
1.80V	1837	1557	1189	915	769	562	380	271

\*The above data are average values, and can be obtained within 3 charge/discharge cycles. These are not minimum values.